

Standard Profile Heavy-Duty Cast Aluminum Transmission Pan

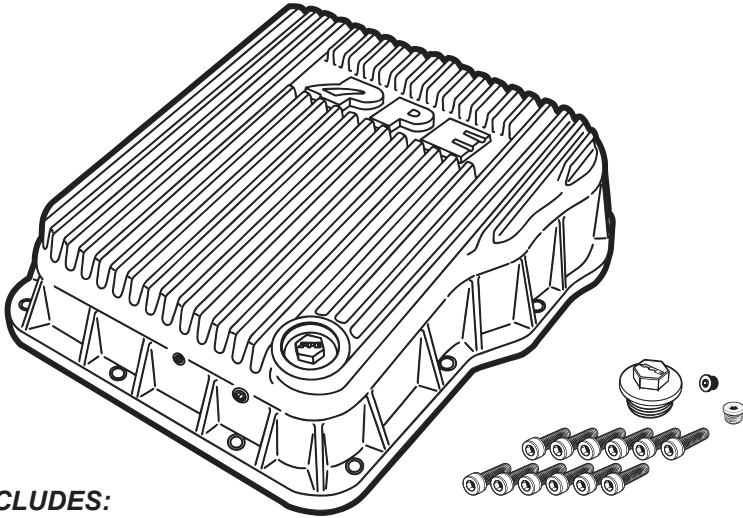
GM Allison 1000/2000/2400 Series

(128052000, 128052010, 128052020)

Installation Guide

NOTICE:

The PPE Transmission Pan is designed to fit the factory Allison 1000 transmission (supplied as original equipment). However, in some applications, or because of the use of certain factory options and / or after equipment, there may be clearance problems between your PPE Transmission Pan and other vehicle components. It is the responsibility of the vehicle owner and installer to ensure that there is no contact between the pan and other moving or fixed vehicle components. Contact with any vehicle component or the modifying of the PPE Transmission Pan voids the pan warranty. PPE assumes no liability, expressed or implied, for damage or injury to persons or property.



KIT INCLUDES:

- (1) Transmission Pan
- (1) 1/8" Pipe Plug (installed)
- (1) 1/4" Pipe Plug (installed)
- (1) Magnetic Drain Plug (installed) - torque 17 ft. lbs.
- (12) Allen Bolts - torque 15 ft. lbs.

TOOLS AND PARTS REQUIRED:

- Torque Wrench
- 1/4" Ratchet
- 1/4" Extension
- 1/4" Drive 6mm Allen Socket
- 17mm Socket for Service/ Draining
- Oil Drain Pan
- Shop Towels
- Gloves
- Eye Protection

Step 1:

Drain and recycle oil.
Remove stock bolts.
Clean mating surface.

**Step 2:**

Clean reusable gasket
and set to the side for
reassembly in Step 6.



Step 3:

Remove filter by gripping as shown and pulling straight out.




Step 4:

Remove orange filter seal from the transmission housing.



Step 5:

Insert the new filter.
Make sure it is in straight.




Step 6:

Place clean, reusable
gasket on pan.



Step 7:

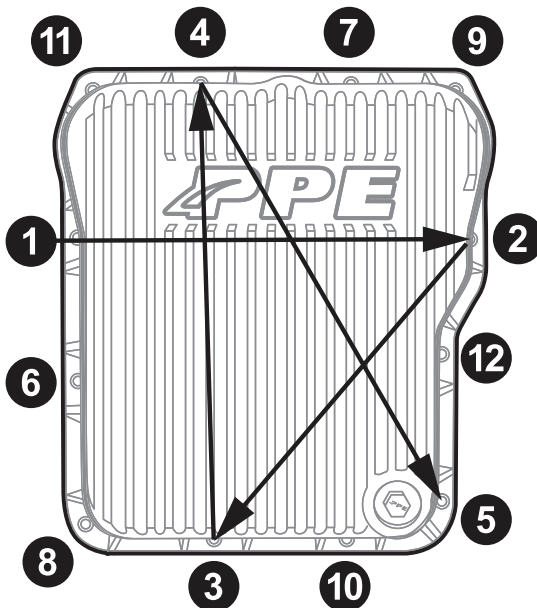
Place 2 bolts thru gasket and pan to hold gasket in place. Hold assembly and position to align with transmission case. Tighten two bolts finger tight to hold in place.



Step 8:

Install remaining bolts. Torque bolts to 15 ft. lbs. using the crossing-pattern sequence shown below.

Fill with recommended fluid. Check for leaks.



DISCLAIMER OF LIABILITY

Performance products can increase horsepower above and beyond factory specifications. Additional horsepower creates more stress on the drive-train components, which could result in drive-train failure.


Note regarding emissions-related, non-E.O.-legal products: THESE PRODUCTS ARE LEGAL IN CALIFORNIA ONLY FOR RACING VEHICLES THAT MAY NEVER BE USED, OR REGISTERED OR LICENSED FOR HIGHWAY OR OFF-ROAD USE.

This agreement sets forth the terms and conditions for the use of PPE products. The installation of this product indicates that the Buyer has read and understands this agreement and accepts the terms and conditions. PPE (Pacific Performance Engineering) Inc., its distributors, employees, and dealers (the "Seller") shall not be responsible for the product's proper use and service. The buyer hereby waives all liability claims. The Buyer hereby acknowledges no reliance on the Seller's skill or judgment to select or furnish goods suitable for any particular purpose and that there are no liabilities which extend beyond the description on the face hereof, and the Buyer hereby waives all remedies or liabilities expressed or implied, arising by law or otherwise (including without any obligation of the Seller with respect to fitness, merchantability and consequential damages), or whether or not occasioned by the Seller's negligence. The Seller disclaims any warranty and expressly disclaims any liability for personal injury or damages. The Buyer acknowledges and agrees that the disclaimer of any liability for personal injury is a material term for this agreement and the Buyer agrees to indemnify the Seller and to hold the Seller harmless from any claim related to the item of equipment purchased. Under no circumstances will the Seller be liable for any damages or expenses by reason of use or sale of any such equipment. The Seller assumes no liability regarding the improper installation or misapplication of its products. It is the installer's responsibility to check for proper installation and if in doubt, contact the manufacturer. The Buyer is solely responsible for all warranty issues from the manufacturer.

LIMITATION OF WARRANTY

The Seller gives Limited Warranty as to description, quality, merchantability, and fitness for a particular purpose, productiveness, or any other matter of Seller's product sold herewith. The Seller shall not be responsible for the products proper use and service and the Buyer hereby waives all rights other than those expressly written herein. This warranty shall not be extended, altered or varied except by a written instrument signed by Seller and Buyer. The Warranty on PPE Manifolds and Up-Pipes Kits, OEM-Length Up-Pipes is three (3) years, a limited lifetime warranty on PPE cast aluminum pans and covers, and a limited lifetime warranty on PPE Transmission Coolers and one (1) year limited warranty on all other PPE products from the date of sale to original buyer and limited solely to the parts contained within the products kit. All products that are in question of Warranty must be returned prepaid to the Seller and must be accompanied by a dated proof of purchase receipt. All Warranty claims are subject to approval by Seller. Under no circumstances will the Seller be liable for any labor charged or travel time incurred in diagnosis for defects, removal, or re-installation - of this product or any other contingent expenses. Under no circumstances will the Seller be liable for any damage or expenses incurred by reason of the use or sale of any such equipment. In the event that the buyer does not agree with this agreement: the buyer may promptly return this product, in a new and unused condition in its original packaging, with a dated proof of purchase to the place of purchase within ten (10) days from date of purchase for a full refund. The installation of this product indicates that the buyer has read and understands this agreement and accepts its terms and conditions.

⚠ CA WARNING: Handling passenger or off-highway motor vehicle parts can expose you to chemicals such as phthalates and lead, which can cause cancer and reproductive harm. To minimize exposure, service the vehicle in a well-ventilated area, wear gloves, and wash your hands. For more information see www.P65Warnings.ca.gov/motor-vehicle-parts.



1280520XX-IG